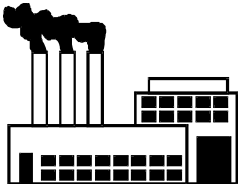





Keeping Stormwater Clean

Keeping Stormwater Clean In Kingston



As part of its' commitment to the environment Kingston Council is implementing a number of initiatives to keep the waters of Port Phillip Bay clean and healthy. One of these initiatives is to help factories and workshops make sure that stormwater runoff is clean and free of pollutants.

Why Is Stormwater Management Important?



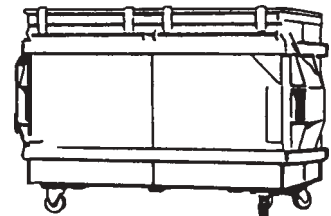
Stormwater from Kingston's industrial areas travels via gutters, drains and local creeks into Mordialloc Creek and eventually into Port Phillip Bay.

Some of the activities in factories may pollute stormwater. Contamination by litter, wash waters, grease, oil or other chemicals can kill fish and plants, and seriously pollute the environment where people swim, fish and play.

How You Can Help

There are a number of simple things you can do to reduce pollution and help keep the Bay clean and healthy:

- Make sure all rainwater is directed to the storm water drain.
- Store liquids in bunded areas or on spill pallets.
- Keep waste skips/bins covered and don't overfill them.
- Provide containers for cigarette butts and litter.



Do You Have Any Questions?



Robert Powell, Council's Industry Stormwater Project Officer, will be visiting manufacturing premises in your neighbourhood to provide advice on stormwater runoff.

If you have any questions about your business practices, Robert can be contacted at the City of Kingston on 0408 349 064.



KEEPING STORMWATER CLEAN

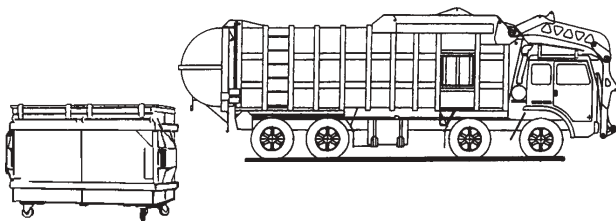
A clean business that does not pollute stormwater can help us all to have a clean and healthy bay.

5 Things Your Business Can Do:



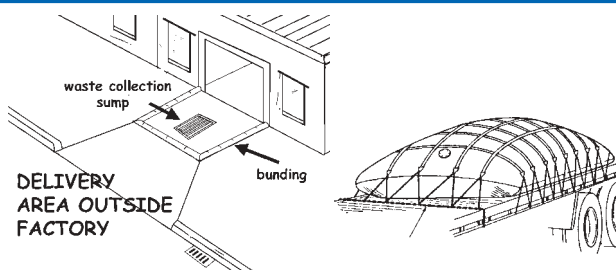
1. Litter Management

- DO** Provide containers for cigarette butts in smoking areas.
- DO** Recycle bottles and cans
- DON'T** drop packaging or cigarette butts on the ground.
- DON'T** leave loose rubbish near drains.
- DON'T** overfill rubbish bins.




2. Waste Storage & Disposal

- DO** keep skip and bin lids closed at all times.
- DO** store all waste skips and bins in a set area.
- DO** have regular waste collections.



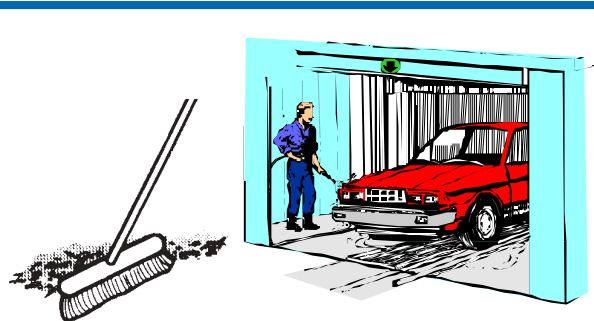
3. Delivery and Transfer of Goods

- DO** have covered delivery areas where possible.
- DO** make sure loads are covered when leaving the site.



4. Material Storage & Spill Control

- DO** stop any contaminants or leaks getting into the stormwater drains.
- DO** store all drums and tanks within bunded areas or on spill pallets.



5. Cleaning & Wash-down Areas

- DO** sweep the gutters and driveways regularly and place the sweepings in a bin.
- DO** wash your vehicles on the grass or gravel or take it to a car wash.
- DON'T** hose dirt off hard surface (roads, paths, driveways) into gutters.
- DON'T** wash the car in the street using detergent.